


# Member Track

## Innovative Membership Tracking Software

Member Track makes it easy for you to register, badge and track your members. Register members and capture their photo. Fingerprint and signature scanning are also options. Design and print plastic membership cards or issue temporary paper passes using the included industry-leading software ID Flow badge design software. Check in and record entrance using networked check in stations or handheld scanners. See the member's record for verification.




Access policies can be set and turnstiles may be triggered to unlock. Secure network data-sharing and reporting allows for centralized management of the software. Seamless integration with existing systems across multiple locations.



## Complete Tracking Solution

- Track members and employees
- Search records fast with definable lookup fields
- Set access policies by member type, time and location
- Display notices when membership is about to expire
- Audible and visual notifications when access is denied
- Issue plastic ID cards
- Issue limited use passes
- View and print detailed reports
- Print evacuation reports
- Integrate with existing systems
- Check in using mobile handheld scanners



## The Member Track Advantage

### Configurable Member Database

Select one of the pre-configured databases or easily connect to your existing database. Define database fields that pertain to your facility. Layout fields using drag-and-drop tools, create drop-down lists, set default values and auto-format data. Import records from Excel, CSV files or other databases.

### Fast Registration

The step-by-step registration process is easy for anyone to understand. Enter data and capture photos, signatures and fingerprints. Check for duplicate records automatically. Registration kiosks allow members to self-register.

### Issue Professional Badges

Design Professional ID cards and badges using an integrated version of Jolly's card design suite. Include ID or 2D barcodes. Encode magnetic stripes and contactless cards. Print badges automatically after registration. Set rules to prevent duplicate badge printing.

### Track Entry and Set Policies

Use the check in function or kiosk check in stations to record each time a member enters the facility. Scan a barcode, magnetic stripe or contactless card. Set access policy by date, time, location, member type, expire date or number of entries. Capture additional information during check in, such as which class a member is attending or a fee paid. View and print usage reports. Check in members remotely using Scan Station Mobile.

# Member Track

## Specifications

### Databases

Microsoft Access  
Microsoft SQL Server  
Microsoft Excel  
Microsoft Visual FoxPro  
Oracle  
Sybase  
MySQL  
dBase  
Includes Sample Database  
ODBC / OLE DB Compliant

### Barcodes

Code 39  
Code 128  
Codabar  
PDF417 (2D)  
DataMatrix (2D)  
Many More

### Printers

Dymo  
Evolis  
Zebra / Eltron  
Fargo  
Datacard  
UltraMagicard  
DNP  
Nisca  
HiTouch  
EDI Secure  
Laser and Inkjet Desktop Printers

### Devices


Cameras and Webcams (TWAIN / WIA)  
Canon SLR Series: EOS Rebels  
SnapShell  
Topaz Signature Pads  
Integrism Signature Pads

### Templates

CR-80, CR-50, CR-79, CR-90, CR-100  
2500+ Avery and Other Paper Badges

### System Requirements

Microsoft Windows XP/2003/Vista/7  
Intel Core Duo or Higher  
2 GB RAM  
4 GB Free Disk Space



## Feature Highlights

- Integrate with existing data systems
- Scan membership cards and one-day passes using with standard or mobile barcode scanners
- Open and close turnstiles
- Run in attended or unattended mode
- Configure check in rules
- Check members in while performing other tasks on the workstation
- Hear a bell for approved entry and a buzzer for denied entry
- Display on-screen messages
- Automatically update record fields after registration, check in, check out or badge printing
- Customize record screens, change colors and field order, create pull down lists, date fields and more
- Link and manage multiple locations
- Show facility usage by hour, day and month with customizable charts
- Create reports such as a member's history or a locations usage
- Search for specific member records from thousands of records using flexible search tools
- Duplicate records for fast family or group registration
- Design professional single- or double-sided membership cards using the integrated badge designer
- Add text, graphics, 1D and 2D barcodes, magnetic stripes, RFID, watermarks and much more using the badge design tools
- Light Client Edition must be used in conjunction with Member Track Premier and Jolly Server.

## Member Track Editions

- Premier
- Light Client



TransTech Systems, Inc.  
12142 NE Sky Lane, Suite 130  
Aurora, OR 97002  
Ph: 888-843-3643  
Fax: 503-682-0166  
sales@ttsys.com  
www.ttsys.com

